





JUPITER 2 OPERATORS MANUAL


SONIC DISHWASHER




STEP 1 OPEN LID




STEP 2 PLACE DISHES IN UNIT



STEP 3 START UNIT



STEP 4 WAIT 5 SECONDS



STEP 5 OPEN DRAWER AND REMOVE DISHES

When clean-up time arrives the Sonic Dishwasher makes the job a snap. Dishes are piled in through an opening in the top. The unit is started, and in just a few seconds the dishes can be removed from the drawer below, clean and stacked.