



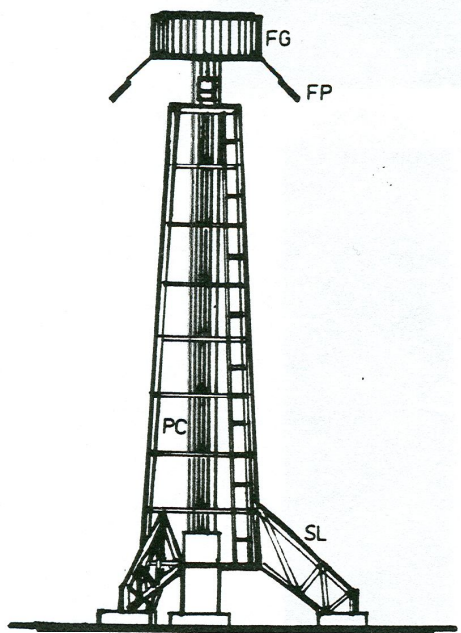
MOONBASE ALPHA TECHNICAL NOTEBOOK



Internal Structures

Alpha-1004

GRAVITY TOWER

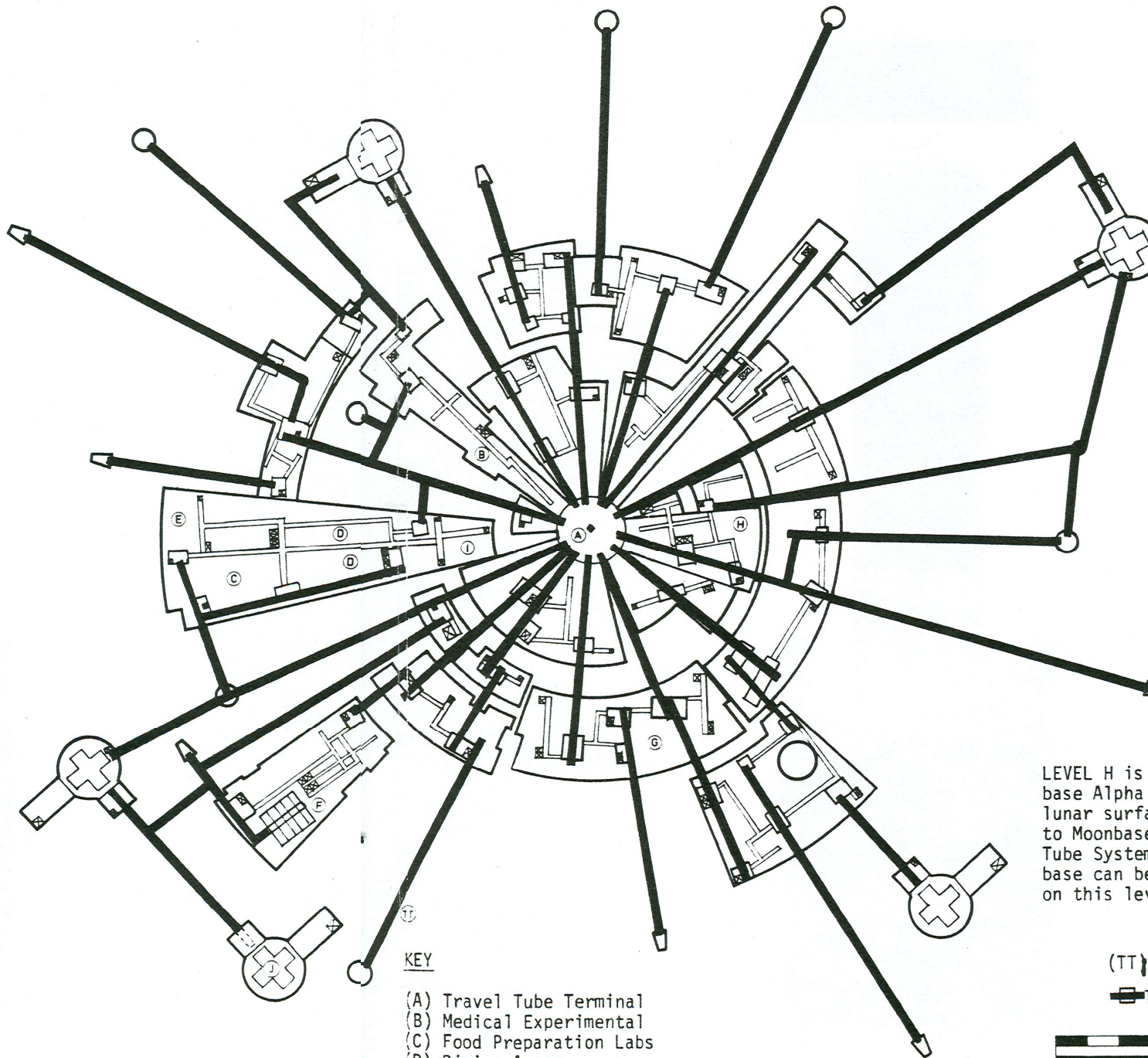


The GRAVITY TOWER generates a magnetic field that boosts the Moon's gravitational pull with the aid of special equipment within Moonbase Alpha.

KEY

- (FG) Force Field Generator
- (FP) Force Field Projectors (4)
- (SL) Support Leg (Tripod)
- (PC) Power Cables (3)

LEVEL H



LEVEL H is the section of Moonbase Alpha that rests on the lunar surface. It provides access to Moonbase Alpha's major Travel Tube System. Every segment of the base can be reached by the services on this level.

KEY

- (A) Travel Tube Terminal
- (B) Medical Experimental
- (C) Food Preparation Labs
- (D) Dining Areas
- (E) Storage Facility
- (F) Travel Tube Repair Depot
- (G) Double and Triple Quarters
- (H) Bio/Chem Labs
- (I) Chapel
- (J) Launch Pad Lift Shaft

⊠ Elevator

(TT) Travel Tube (Typical)

⊠ Travel Tube Terminal
FEET x 100



METERS x 100

1:4572 scale